



## CORNER CONNECTOR P/N 3027 INSTALLATION INSTRUCTIONS

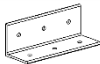




For additional assistance call (888)-514-0083 between 8AM-5PM EST or email: [info@pactoolmounts.com](mailto:info@pactoolmounts.com)

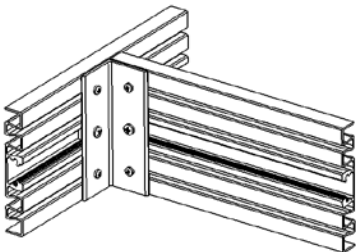
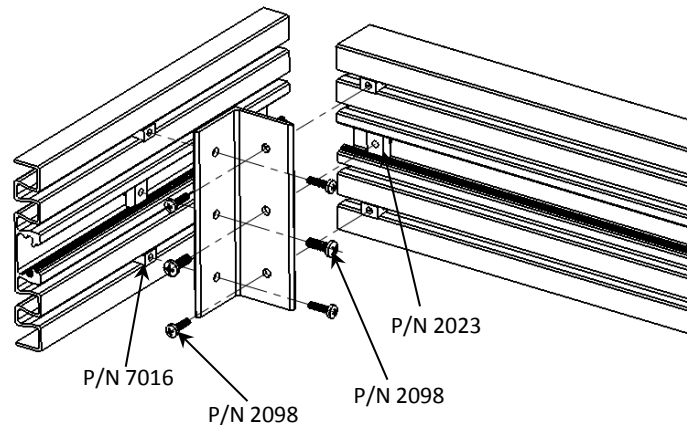
### CAUTION

To avoid the risk of personal injury, property damage or product damage, please use the included fasteners for mounting.

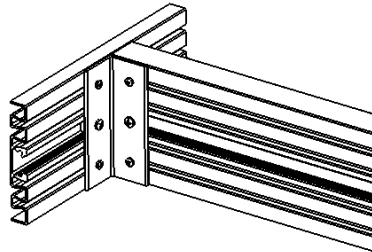
- \* This product must be securely mounted to a stable surface and material.
- \* This product contains the mounting hardware to assemble a frame assembly for use with PAC Vertical and Swing Out tool boards.
- \* Misuse of this product may result damage or injury and void warranty.
- \* Verify that all fasteners have been tightened securely before putting into service.
- \* Tighten screws into Trac Lok inserts **P/N 7016** to a maximum 15 in-lbs torque .

Corner Connector **P/N 3027** provides a strong structural 90° connection between PAC aluminum products PAC Dual Trac **P/N 7020**, Double Face Dual Trac **P/N 7040** and PMF HD KIT.

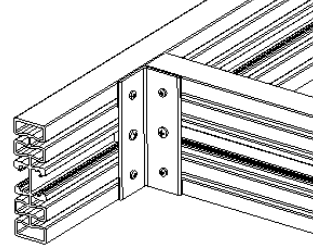
MTG. HARDWARE		QTY
	P/N 3027P Aluminum Angle	1
	P/N 7016 Trac Lok Insert	4
	P/N 2049 #10-24 Pan Head Screw	4
	P/N 2023 1/4-20 Channel Nut	2
	P/N 2098 1/4-20 x 1 Pan Head screw	2



**P/N 7020 TO P/N 7020**  
DUAL TRAC/DUAL TRAC



**P/N 7020 TO P/N 7040**  
DUAL TRAC/DOUBLE FACE DUAL TRAC



**P/N 7040 TO P/N 7040**  
DOUBLE FACE DUAL TRAC/DOUBLE FACE DUAL TRAC