



HANDLELOK P/N 1004 & 1004PT

AND ALL VARIANTS

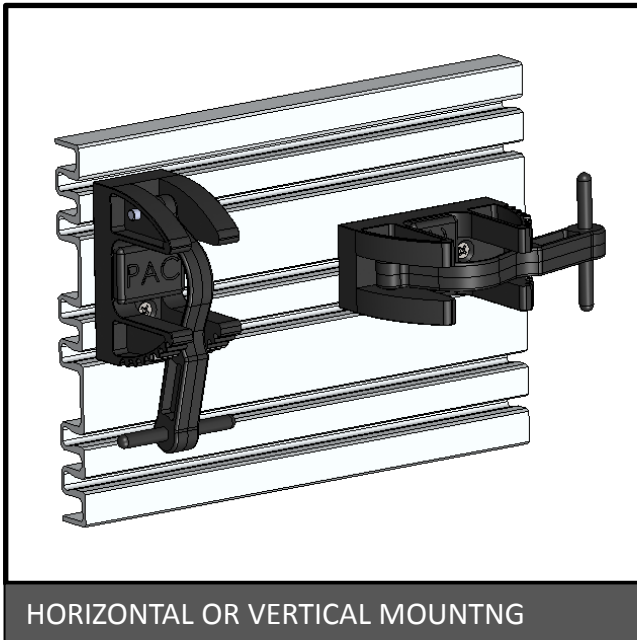
INSTALLATION INSTRUCTIONS





For additional assistance call 888-514-0083 between 8AM-5PM EST or email: info@pactoolmounts.com

CAUTION

To avoid the risk of personal injury, property damage or product damage, please use the included fasteners for mounting.

- * The bracket must be securely mounted to a stable surface and material.
- * When mounting bracket to PAC TRAC aluminum products **P/N 7000**, **P/N 7020**, **P/N 7040**, **P/N 7050** with the included Trac Lok inserts **P/N 7016**, torque the screws to a maximum 15 in-lbs.
- * PAC recommends regular and frequent inspections to be certain of proper operation and installation.



STANDARD MTG. HARDWARE		QTY
PAC Fastener Packet P/N 2032		
 P/N 2031	¼-20 x 1-1/4 S.S. Flat Head Screw	2
 P/N 2069LN	¼-20 S.S. Locking Hex Nut	2
PAC TRAC MTG. HARDWARE		QTY
PAC Fastener Packet P/N 7023		
 P/N 2044	#10-24 x 1-1/4 S.S. Flat Head Screw	2
 P/N 7016	TRAC LOK INSERT	2

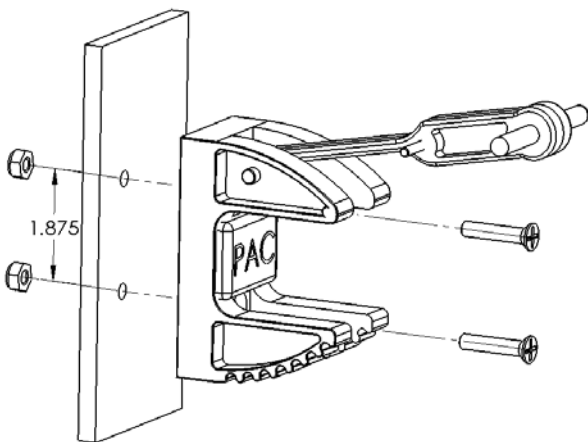


FIGURE 1
(Thru Mounting Method)

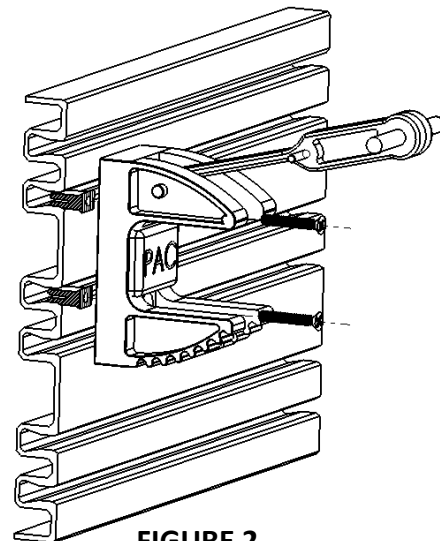


FIGURE 2
(PAC TRAC Mounting)